

TCXO GPS STO-2016A

Applications

- GPS

Features

- Small ceramic package / Dimensions (2.0×1.6×0.8)
- High stability $\pm 0.5\text{ppm} / -30^{\circ}\text{C} \sim +85^{\circ}\text{C}$
- Low current consumption
- Low phase noise
- Clipped sine output (DC coupled)

Specifications



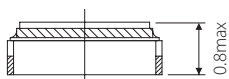
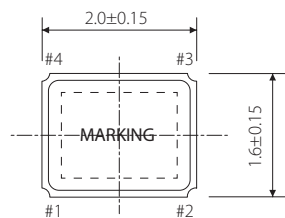
Model		STO-2016A
Nominal frequency (MHz)		16.368, 16.369, 19.2, 26, 27.456, 33.6 MHz
Frequency stability	Tolerance at 25°C	$\pm 2.0 \times 10^{-6}$ (Sixty minutes after reflow)
	Temperature (+25°C basis)	$\pm 0.5 \times 10^{-6} / -30 \sim +85^{\circ}\text{C}$
	Supply voltage change	$\pm 0.2 \times 10^{-6} / V_{\text{dd}} \pm 5\%$
	Load change	$\pm 0.2 \times 10^{-6} / Z_L \pm 10\%$
Aging		$\pm 1.0 \times 10^{-6} / \text{First year}$
Storage temperature range		$-40 \sim +85^{\circ}\text{C}$
Power supply voltage (Vcc)		+1.8V, +2.8V, +3.0V, +3.3V DC $\pm 5\%$
Current consumption		2.0 mA max.
Output	Load (ZL)	10kΩ//10pF
	Voltage	0.8V p-p min.
	Waveform	Clipped Sine Wave (DC-coupled output)

*Reference / I_{dd} Spec

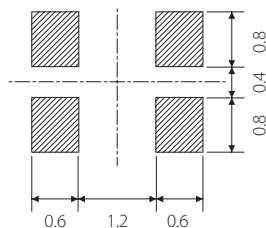
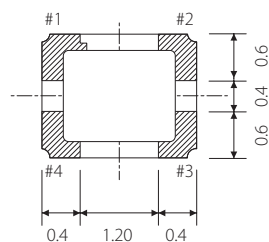
Frequency stability [MHz]	Offset	at 10Hz	at 100Hz	at 1kHz	at 10kHz	Unit
		16.368, 16.369	-90(typ.)	-115(typ.)	-135(typ.)	
26.000	-70(typ.)	-105(typ.)	-130(typ.)	-145(typ.)	dBc/Hz	

Package quantity: 1,000pcs max./Reel.

Outline and Dimensions [unit:mm]



Note: A capacitor of value 0.01μF between V_{dd} and GND is recommended.



Terminal	Connection
#1	GND
#2	GND
#3	OUTPUT
#4	V _{dd}